



for

ZENIT **MULTIS**TRATEGY SICAV

SOCIÉTÉ D'INVESTISSEMENT À CAPITAL VARIABLE

LUXEMBOURG

ASSET ALLOCATION MONTHLY REPORT

OCTOBER 2007

This document was written in respect of the point n° 5 of the INVESTMENT MANAGEMENT AGREEMENT signed between Degroof Gestion Institutionnelle – Luxembourg (Management Company) and Zenit SGR SpA (Investment Manager).

Investments and reasons.

Name of Company		Weight ipotesis	Reasons
<ul style="list-style-type: none"> • Pierrel (a) • Kerself (a) • Cogeme (a) • Servizi Italia (a) 		5,0% - 10%	(a) Companies (Italian and not) with direct contact with the management and with strong driver of growth as: <ul style="list-style-type: none"> ☞ Quality of the management; ☞ Clear Company's strategic vision; ☞ Solid competitive positioning; ☞ Barriers to the entrance for the contenders; ☞ Good perspectives of increase. (b) Energy sector stocks close to important turning points.
<ul style="list-style-type: none"> • Caleffi (a) • Monti Asc. (a) • RCF Group (a) • Bolzoni (a) 	<ul style="list-style-type: none"> • Gentium (a) • Interoil (b) • Biancamano (a) 	2,0% - 5,0%	

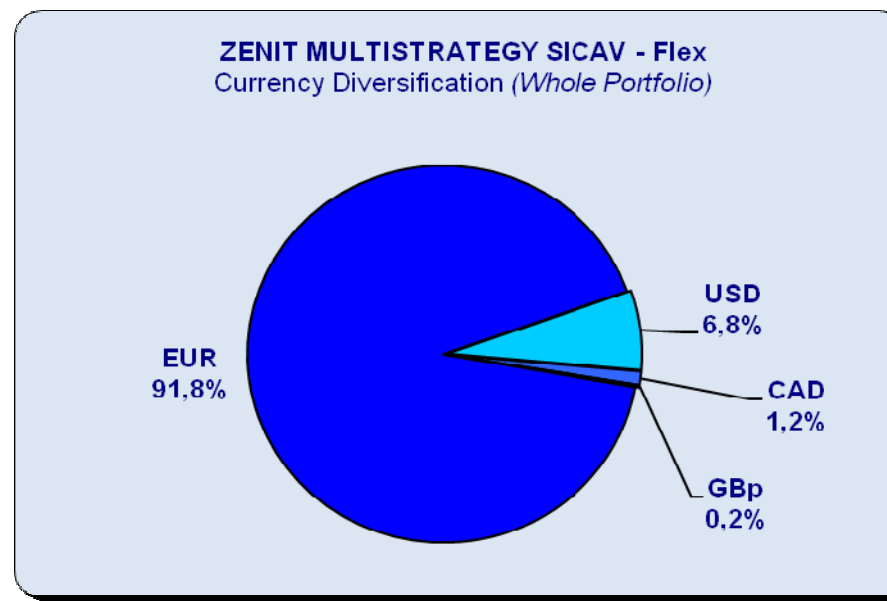

Risk Measures, Geographical & Currency Breakdown.

ZENIT MULTISTRATEGY SICAV Flex - EQUITY PORTFOLIO - 31/10/07	
% Equity in Portfolio	66,2%
Stock's Number in Portfolio	19
Stock Average BETA	0,40
V.A.R. on WHOLE PORTFOLIO at 95% 1 Month Horizon	3,44%
Bloomberg Recommendation Consensus	2,71
Volatility 30 Day	25,59
Volatility 90 Day	28,78
Volatility 360 Day	27,25
BE Estimate P/E Current Year	34,96
BE Estimate P/E Next Year	35,71
Price/Book Value	7,00

Bloomberg Recommendation Consensus: *Esprime la media dei rating delle azioni delle Società in portafoglio: 5 = BUY; 4 = OUTPERFORM; 3 = HOLD; 2 = UNDERPERFORM; 1 = SELL. Il rating è basato sui consigli degli analisti, raccolti dai giornalisti di Bloomberg di tutto il mondo.*

ZENIT MULTISTRATEGY SICAV Flex - BOND PORTF. & CASH ^[1] - 31/10/07	
% Cash in Portfolio	15,8%
% Government Bond in Portfolio	7,2%
% Corporate Bond in Portfolio	10,8%
Bond's Number in Portfolio	6
Modify Duration	1,45
Maturity	4,74
Volatility 90 Day	2,66
Moody's Rating	Aa3
Yield	5,10%
Coupon	4,32%
Mid Government Spread (bp)	146

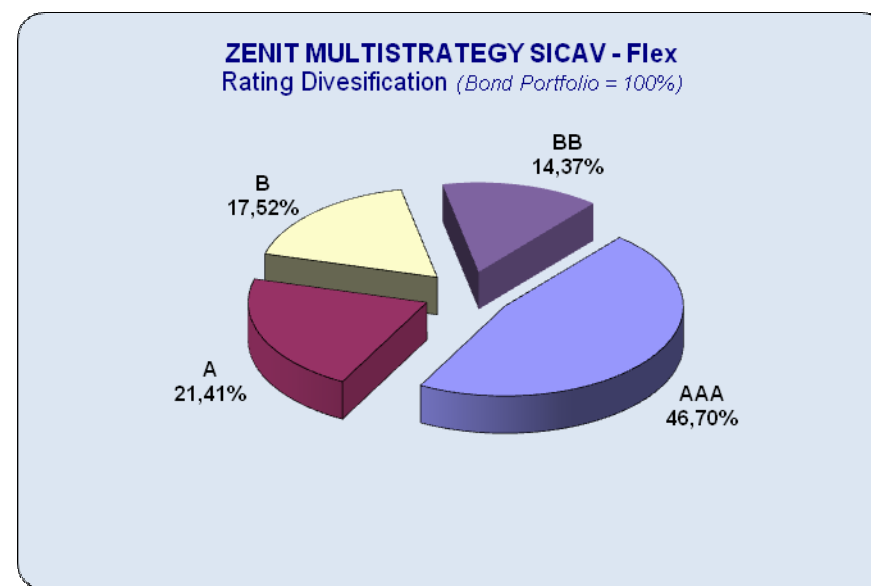
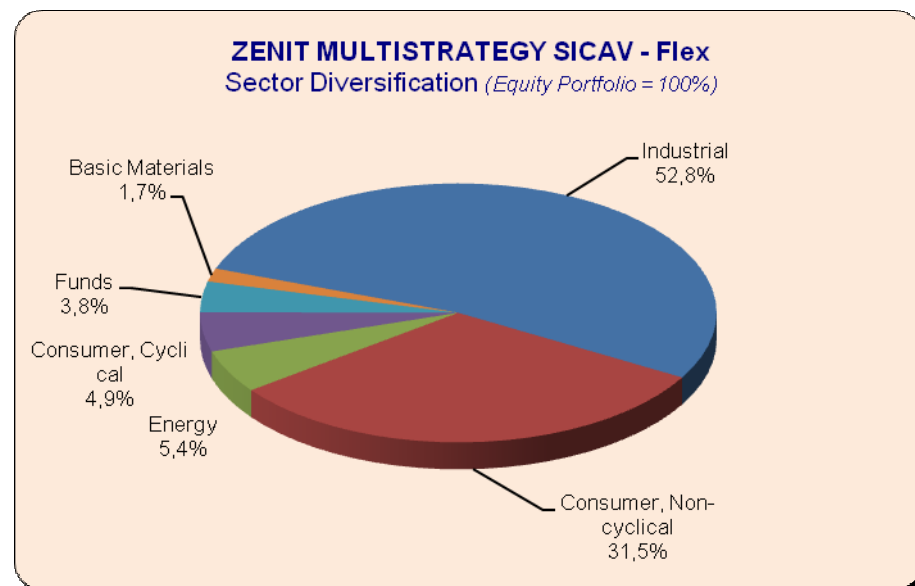
^[1] Cash is considered with AAA rating and 3,10% yearly yield



Top 10 Holdings, Sector & Rating Breakdown.

ZENIT MULTISTRATEGY SICAV - Flex - Top 10 Stocks in Portfolio 31/10/2007		
Company Name	Sector	%
KERSELF	Industrial	11,9%
COGEME SET SPA	Industrial	8,2%
PIERREL SPA	Consumer, Non-cyclical	8,0%
SERVIZI ITALIA SPA	Consumer, Non-cyclical	6,7%
BIANCAMANO SPA	Industrial	4,9%
INTEROIL CORPORATION	Energy	3,5%
GENTIUM SPA-SPONSORED ADR	Consumer, Non-cyclical	3,3%
CALEFFI SPA	Consumer, Cyclical	3,2%
MONTI ASCENSORI SPA	Industrial	3,1%
RCF GROUP SPA	Industrial	2,6%
Total Weight Top 10 Stocks		55,5%

ZENIT MULTISTRATEGY SICAV - Flex - Top 10 Bonds in Portfolio 31/10/2007		
Bond Description	Rating	%
BTPS 2 1/2 06/15/08	A	7,2%
SNORAS 7 05/21/10	BB	2,9%
F 7 1/8 01/16/12	B	2,1%
BHIP 6 12/01/13	B	2,0%
LTOIM 8 1/4 03/31/66	BB	2,0%
NXPBV 8 5/8 10/15/15	B	1,8%
-	-	-
-	-	-
-	-	-
-	-	-
Total Weight Top 10 Bonds		18,0%



Changes on Top 10 Holdings.

EQUITY	
IN	OUT
*	*

BOND	
IN	OUT
* BTPS 2 1/2 06/15/08	*

- ✓ No change in the Equity Top 10 holdings.
- ✓ Bought **BTPS 2 1/2 06/15/08** for invest part of liquidity in portfolio.

Comments and explanations about the performance.

During the month of October the best performing members in portfolio were **KERSELF** (+28%), **BIANCAMANO** (+10%) **COGEME** (+7%) and **SERVIZI ITALIA** (+7%) by the other side the worst performing members were **INTEROIL** (-27%) **CALEFFI** (-7%) **PIERREL** (-6%) and **GENTIUM** (-5%).

The sub fund Flex from the 30th of September until to the 31th of October obtained a performance of +1,97%, compared (in €) to -0,13% of S&P500; +2,46% of DJ Stoxx 50 €, -2,20% of Nikkei 225.

- The fund's **Year To Date** return was + 6,64%.
- The fund's **30 days Historical Volatility** was 7,812 at the 31th of October 2007 (HVG Bloomberg's Function) from 9,84 of the month of September.

Name	1 Month	YtD	From last Qtr
Zenit MultiStrategy SICAV – FLEX	+1,97%	+6,64%	+1,97%
MSCI World Free in €	+1,34%	+3,39%	-1,34%
S&P 500 in €	-0,13%	-0,39%	-0,13%
DJ Stoxx 50 €	+2,46%	+8,98%	+2,46%
NIKKEI 225 in €	-2,20%	-8,41%	-2,20%